

Student's Book

# English 5<sup>th</sup> grade

Brendan Dunne - Robin Newton

PDF exclusivo

para uso

Ministerio de Educación

Propiedad Sanitaria No. 120



Edición especial para el Ministerio de Educación.  
Prohibida su comercialización.



**Richmond**



# English

5<sup>th</sup>  
grade

Learning English  
together is fun!



## Brendan Dunne

B. Mus. University of Wales  
PGCE, Roehampton Institute

M.A. in Teaching English to Young Learners, University of York

## Robin Newton

B. Sc. in Social Policy, University of Bristol  
PGCE, Roehampton Institute  
M.A. in Teaching English to Young Learners,  
University of York

Student's book

Familia tipográfica: Helvetica Neue LT / Playtime WHT / Print

English 5<sup>th</sup> grade has been adapted from the course Beep by Richmond under the direction of

## RODOLFO HIDALGO CAPRILE

### Editorial team:

**Deputy director:** Cristian Gúmera Valenzuela

**Senior editor:** Marcelo Cárdenas Sepúlveda

**Editor:** Manoli Camacho Ángeles

**Editorial assistants:** María Constanza Casacuberta

**Authors:** **Brendan Dunne**

B. Mus. University of Wales  
PGCE, Roehampton Institute  
M.A. in Teaching English to Young Learners,  
University of York

**Robin Newton**

B. Sc. in Social Policy, University of Bristol  
PGCE, Roehampton Institute  
M.A. in Teaching English to Young Learners,  
University of York

**Collaborators:** Mariana Muñoz Zolotoochin

Javiera Palma Dabed  
Sebastián Olivares Lizana

**Head of design department:** Verónica Román Soto

**Design and layout:** Claudio Silva Castro

**Production:** Rosana Padilla Cencever

**Documentation:** Cristian Bustos Chavarría

**Music and recordings:** Riera Sound, Suená Estudio

**Song lyrics:** Brendan Dunne and Robin Newton

**Illustrators:** Alins Illustration: Sonia Alins;  
Gloria Celma, Marina Gómez Mut,  
Juan Diego Molina Jiménez

**Beehive illustration:** Moreno Chiacchiera, Jim Peacock

**Photos:** © Manufacturas Artesanía Española S. L.,  
Shutterstock, Getty Images

Quedan rigurosamente prohibidas, sin la autorización escrita de los titulares del derecho de autor, bajo las sanciones establecidas en las leyes, la reproducción total o parcial de esta obra por cualquier medio o procedimiento, comprendidos la reprografía y el tratamiento informático, y la distribución en ejemplares de ella mediante alquiler o préstamo público.

La editorial ha hecho todo lo posible por conseguir los permisos correspondientes para las obras con derecho de autor que aparecen en el presente texto. Cualquier error u omisión será rectificado en futuras impresiones a medida que la información esté disponible.

© 2019, by Santillana del Pacífico S. A. de Ediciones.  
Avda. Andrés Bello 2299, piso 10, Providencia, Santiago (Chile).  
PRINTED IN CHILE. Impreso en Chile por RR Donnelley Chile.  
ISBN: 978-956-15-3477-3 – Inscripción n° 310.676

Se terminó de imprimir esta 1ª edición de 221.983 ejemplares, en el mes de diciembre del año 2019.  
www.santillana.cl infochile@santillana.com

Santillana® es una marca registrada de Grupo Santillana de Ediciones, S. L. Todos los derechos reservados.



# Presentation

Welcome to fifth grade!

The aim of this book is to help you in your process of learning English.

We hope you are happy to learn. We'll have tons of fun together!

# Contents

Hello!

Page 8

Unit **1**  
Home  
time

Page 12



Unit **2**  
Kids can  
cook!

Page 24



Unit **3**  
Let's go  
shopping

Page 36



Unit **4**  
Ocean life

Page 52



# Unit 5

## Virtual reality



Page 64

# Unit 6

## What do you want to be?



Page 76

# Unit 7

## A great day out!



Page 92


# Unit 8

## A busy weekend



Page 104


Your Student's book contains all the core work for the year divided into 8 units.



Use the Activity book to practise and reinforce what you learned in the Student's book.



You will have three unit reviews that will help you evaluate what you have learned!




## Knowing your book

The titles will help you follow and enjoy your book.

### Hello!

These pages will introduce the characters of the book. They will be the guides in your book.



## Icons



This icon shows that you need to do the activity in your personal notebook.



This icon shows that you need to do the activity with your classmates.



This icon shows that you will have fun and role-play some activities.



This icon shows that you will listen to an audio to complete an activity, or sing and chant!



You will find extra practise in the Activity book.

**IMPORTANT: Do not write in this book. Do the activities in your personal notebook.**



### Presentation

At the beginning of each unit you will see pictures with new vocabulary reinforced with listening tasks.

### Unit goals

### Stop and think! and Reflect!

This section will help you evaluate your understanding.

This section will help you think about some situations in your everyday life.

### Think back! and Review

At the end of each unit you will play a game with your classmates that will help you assess what you've learned.

## 1 Read, listen, and say the name.



Name: **Anita**  
Family: **a brother**  
Eyes: **brown**  
Birthday: **March**  
Pets: **no pets**  
Favourite subject: **Science**



Name: **Kim**  
Family: **only child**  
Eyes: **brown**  
Birthday: **October**  
Pets: **a dog**  
Favourite subject: **Art**



Name: **Ben**  
Family: **two sisters**  
Eyes: **blue**  
Birthday: **June**  
Pets: **a cat**  
Favourite subject: **IT**



Name: **Mark**  
Family: **a sister**  
Eyes: **brown**  
Birthday: **December**  
Pets: **a hamster**  
Favourite subject: **PE**

## 2 Play a game.



My birthday's in **October**  
and my favourite subject  
is **Art**.

Yes. I am!



Are you **Kim**?

## 3 Ask a friend.

Have you got any pets?

When's your birthday?

What colour are your eyes?

What's your favourite subject?

Have you got any brothers or sisters?

4 Listen and sing. 



My name's Mark!  
How are you?  
These are the things I like to do.  
I like swimming in the sea  
and watching cartoons on TV.



My name's Kim!  
How are you?  
These are the things I like to do.  
I like going to the zoo  
taking photos and painting too.



My name's Anita!  
How are you?  
These are the things I like to do.  
playing basketball at the gym  
and singing songs with my friend Kim.



My name's Ben!  
How are you?  
These are the things I like to do.  
Rollerblading in the park  
and playing games with my friend Mark.

5 Read and write about you. 

Hi!  
My name's Ellen. I'm ten years old.  
I like going to the cinema and playing  
basketball with my friends. At home, I like  
playing computer games and gardening.  
I don't like drawing or painting.  
My favourite activity is reading!



Hello!  
My name's Declan. I'm ten years old.  
I like going to the swimming pool and  
playing cards with my friends.  
At home, I like playing computer  
games and making models. I don't  
like playing basketball or painting.  
My favourite activity is singing!

# What do I know?

1 Look and say the time.



2 Read and role-play. 😊 😊

I'm from Mexico,  
and I speak Spanish.



Brazil

Australia

China

Chile

I'm from France, and I  
speak French.



3 Look and describe.



snail



ladybug




bee

This is a beetle.  
It has six legs and two antennae. It is brown.



4 Choose a season and describe it.



**AUTUMN**

In autumn  
I play with  
leaves.

It's cold and  
windy.

**Stop and think!**

Think about the activities and answer.



I can't do the activities on my own because...

I can do the activities on my own, but I need help with...

I can do the activities on my own. I can help my classmates.

# Unit 1 Home time

## Presentation

1. Look and answer.
  - a. Where are they?
  - b. At what time of the day do you do these activities?
2. Listen and sing.  4
3. Listen and say the picture.  5





**do my homework**



**go to bed**



**do the dishes**



**Unit goals**

- Listen and read dialogues about routine activities.
- Read and write about a typical evening.
- Enjoy a story.
- Tell the time.

### 1 Listen, read, and role-play. 6

Ben and Anita are walking home from school.

Hi, Anita! I see you've got a recorder. **Do you practise the recorder every day?**

**Yes, I usually practise after school in my bedroom.**

That's good. I usually play basketball after school.

Do you see your friends too?

Yes, I sometimes see my friends. We play computer games or listen to music.

Oh really? My friends all like music too!  
What time do you have dinner?

I always have dinner at half past six.

That's early! And do you go to bed at seven o'clock?



No! I never go to bed at seven o'clock.  
I go to bed at half past nine.

Me too! This is my house.  
Bye, Ben!

See you tomorrow!

### 2 Look and read. Which sentence is in the dialogue?


I	<b>always</b>	walk the dog.
	<b>usually</b>	go to bed at nine o'clock.
	<b>sometimes</b>	see my friends.
	<b>never</b>	practise the recorder.

### 3 Read about Sam. Then write about your evenings.

#### In the evening

I usually do my homework at six o'clock and I always have dinner at seven o'clock with my family. After dinner, I sometimes do the dishes. Then, I usually play computer games in my room. I sometimes watch TV at nine o'clock and I sometimes read comics with my sister. I usually go to bed at ten o'clock.



4 Listen and say the name. 



Claudia



Kim



Jenny



Mark



Eddie



Ben

5 Ask a classmate. 



Do you have dinner at seven o'clock?

Do you go to bed at half past nine?


Do you do the dishes?

Do you watch TV?

Do you listen to music?


Do you play games?



6 Listen and say the chant. 

I usually get up at quarter to eight,  
I'm never late for school.  
I sometimes have Science at quarter past ten,  
Science is really cool!

I have my lunch at one o'clock,  
and then I play with my friends.  
I finish school at quarter to five,  
and then I go home again!

7 Look and say the times in pairs. 




8 Ask a classmate and write the answer.  

- 1 What time do you get up?
- 2 What time do you have Science?
- 3 What time do you have lunch?
- 4 What time do you do your homework?
- 5 What time do you have dinner?
- 6 What time do you go to bed?


What time do you get up?

I usually get up at quarter past seven.



9 Listen and say a tongue twister. 

Dom and Tom have dinner together,  
 then Dom does the dishes,  
 and Tom tidies the toys!


 10 Listen and repeat. 

d

dog

diver

Donald

dinner

do

dance

t

Tom


talk

tennis

two

table

train

 11 Listen and write the word you hear.  

drain train

door tore

Dom Tom

din tin


Find and say!



12 Read and listen to the story. 12

Who discovers a dinosaur?

Ron always goes home at quarter to five. He sometimes forgets his homework.



Don't forget your homework, Ron!

1

Ron is doing a science project about dinosaurs. It's very difficult.



Woof! Woof!

Oh, not now, Buster. I'm busy!

2

Poor Ron! He doesn't know what to write about and Buster wants to go out.



Woof!

OK, Buster, let's go for a walk.

3



Ron sees his friend Jason in the park.



Hi, Ron! Let's practise skateboarding.

Buster can smell something.

4



Retrieved from *Beep 5*.

**13** Why are fossils important? What can fossils teach us?



**Stop and think!**

Think about the story and answer.

I don't understand the story because...

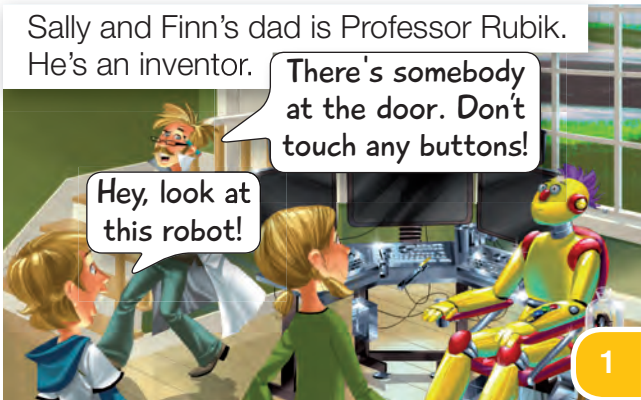
I understand some parts of the story, but I need help with...

I understand the story. I can help my classmates.

14 Look at the pictures and say the characters.

15 Read and answer.

How can Beep help at home?



16 Choose a title for the story.




Professor Rubik's robot

Sally likes to do homework

Finn can fly

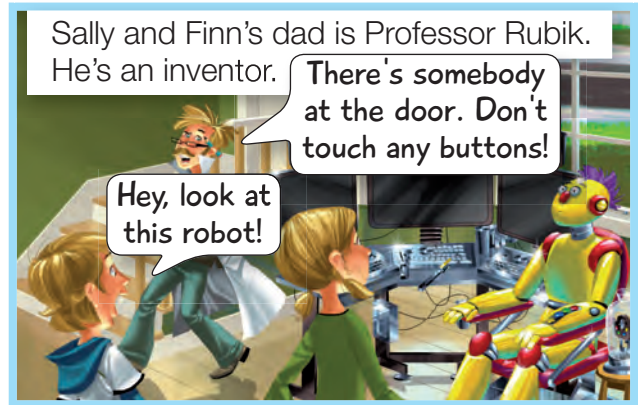
17 Say True or False.



a. Sally always listens to her dad.

True ✓

False ✗



b. Professor Rubik is a teacher.

True ✓

False ✗



c. Beep can do the dishes and walk the dog.

True ✓

False ✗



d. Sally presses the green button.

True ✓

False ✗

18 What happens next? Write your ideas.



Reflect!

- Why is it important to help at home? How do you help?



19 Read and listen. 13


1 Electricity is a big part of our lives. It comes from power stations, the wind, the Sun, water, and other sources.



2 Saving electricity is important. Not saving it has economic and environmental consequences.



3 In our home, the objects in the kitchen use a lot of electricity to function.



4 It is important to learn ways to save electricity.



20 Ask a classmate.

**Reflect!**

- How do you save electricity at home?
- What are the possible consequences of not saving energy in our lives?


**How to save electricity at home**



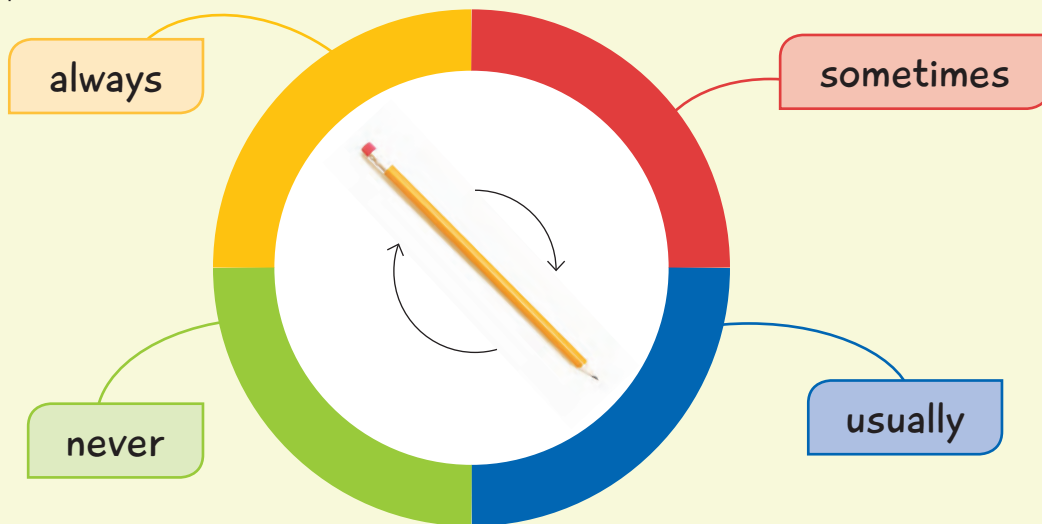
1. Use the Sun to dry clothes.
2. Spend less time in the shower.
3. Buy objects that use less electricity.



# Think back!

21 Play with your classmates. 

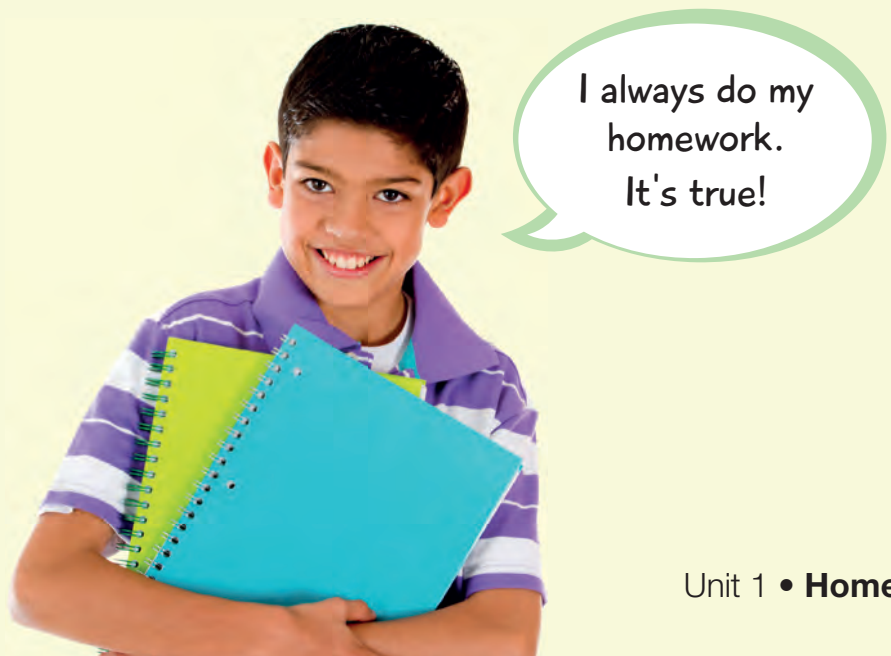
STEP 1. Spin!



STEP 2. Roll the die!


					
Tidy my room.	Do my homework.	Do the dishes.	See my friends.	Go to bed early.	Practise the recorder.

STEP 3. Say it! Is it true? Is it false?



# Unit 2 Kids can cook!

## Presentation

1. Look and answer.
  - a. Mention the items in the pictures.
  - b. Do you have these ingredients at home?
  - c. What can you cook with these items?  
Mention two types of food.
2. Listen and sing.  15



chocolate



biscuits



butter



cream



cherries



flour



eggs



sugar

## Unit goals

- Listen and read dialogues about cooking.
- Read and write shopping lists.

1 Listen, read, and role-play. 16

Mark and Kim are writing a shopping list. They want to make chocolate biscuits.

Mark, **have we got any flour?**

**Yes, we have.** There's a bag of flour in the cupboard.

Great! **Have we got any butter?**

**No, we haven't,** but we've got some eggs.

Good! And have we got any sugar?

Yes, we've got some sugar.

Good! And have we got any chocolate?

No, we haven't. We haven't got any butter or chocolate.

Come on! Let's go to the shop!

Good idea!



2 Look and read.

<b>We've got</b>	<b>some</b>	<b>cherries.</b>	✓
<b>We haven't got</b>	<b>any</b>	<b>cream.</b>	✗

<b>Have we got any butter?</b>	<b>Yes, we have.</b>
	<b>No, we haven't.</b>

3 Look, read, and say who are talking: *the boys or the girls.*



We've got some biscuits. ✓

We haven't got any chocolate. ✓

We've got some flour. ✓

We've got some butter. ✓

We haven't got any cream. ✓

We haven't got any cherries. ✓

4 Listen and say the bags. 17



5 Copy this bag in your notebook. Imagine you go shopping to cook for the day. What have you got in your bag?

I've got some eggs for breakfast...  
 I've got some chicken for lunch... etc.



6 Read and write about yourself.



Hello, I'm Kevin. I'm from **Russia**. I have breakfast with **my brother**. We always have **cereal and orange juice**. I have lunch **with my friends** at school **at a quarter to twelve**. We usually have **chicken, pasta, or fish**. **Pasta** is my favourite food. I like **pasta with meat or tomato sauce**. I have a snack at **5 o'clock**. I always have **fruit**. I have dinner with **my mum, dad, and brother**. We usually have **soup, or rice with vegetables**.

7 Look and read.



**Recipe:**  
**Chocolate chip biscuits**  
2 eggs  
200 grams of butter  
300 grams of sugar  
300 grams of flour  
250 grams of chocolate chips



Put sugar and butter in a bowl.



Mix butter and sugar with a fork.



Add eggs.



Slowly add flour and mix.



Add chocolate chips.










Bake for 20 minutes.

8 Look at the table and write a recipe.




First, mix butter and sugar with a fork.

Choose a connector...	Choose an action...	Choose a utensil...
First,	mix 	
Second,	bake 	
Then,	add 	

9 Listen and say a tongue twister.  18

Ben puts a big piece of butter in a purple bowl to bake some biscuits



10 Listen and repeat.  19

b

Ben

butter

ball

biscuits

bowl

bake

p

put

piece

purple

pencil

pasta

picture

11 Listen and write the word you hear.   20

Peter better

pen Ben

pale bale

peak beak

# Say the ingredients!



12 Read and listen to the story. 21

Who wins the cooking show?



Eric and Kate are on the red team. Danny and Liz are on the blue team.

1



Oh no! Kate is swapping the sugar for salt.

2



Kate and Eric put butter and sugar in the bowl and mix them with a spoon.

3



Liz and Danny put eggs and flour into the bowl.

4





Retrieved from *Beep 5*.

**13 Answer.**

- a. Have you ever participated in a contest?
- b. What do you think about cheating?

**Stop and think!**

Think about the story and answer.

I don't understand the story because...

I understand some parts of the story, but I need help with...

I understand the story. I can help my classmates.

## Lesson 2 The adventures of Beep

14 Look and predict what happens. 

15 Read and answer.

Where are Beep and the children trapped?



16 Choose a title for the story. 

Making cakes

A trip to a cake factory

A cake-mix trouble

17 Say and complete the sentences.



a. Beep and the children are in a ...



b. Beep and the children are standing in . . .



c. Beep's buttons are covered . . .

18 What happens next? Create an end to the story.



**Reflect!**

- Who can help you in a dangerous situation?



19 Look at the pictures. What do they show?

20 Read and listen.



### Healthy diet guide – Ministry of Health

- 1 Eat fruits and vegetables of different colours five times a day.
- 2 Drink between 6 and 8 glasses of water each day.
- 3 Eat legumes at least twice a week.
- 4 Take care of your heart by avoiding fried foods. Prefer eating baked or grilled fish twice a week.
- 5 To keep your bones strong, eat low fat and low sugar dairy at least three times a day.
- 6 Eat food with low levels of salt.
- 7 Try not to eat sugar, sweets, soft drinks, and juice.
- 8 Keep a healthy weight, eat well, and do exercise regularly!



The food included in this picture are those with low nutritional value and high content of salt, sugar, and saturated fats. It is recommended to limit the consumption of these types of food or avoid them completely.

21 Do you keep a healthy diet?

22 Research about the black labels present in the packages of food and answer.


- a. What do the labels show?
- b. What labels would you put on each of the food shown in the picture?

### Reflect!

- Do you think these black labels are useful? Why?



# Think back!

23 Read the recipe and write the list of ingredients. 


**A pound cake recipe**











- Mix butter and sugar.
- Add 3 eggs, one at a time.
- Add 2 cups of flour.
- Add 1/2 cup of milk.
- Bake for 40 minutes.

**A pound cake recipe**


Ingredients:

1. \_\_\_\_\_
2. \_\_\_\_\_
3. \_\_\_\_\_
4. \_\_\_\_\_
5. \_\_\_\_\_

24 Say what each family have in their kitchen. Use *have got* and *haven't got*. 

The Robins	The Chesters
<input checked="" type="checkbox"/> sugar 	<input checked="" type="checkbox"/> chocolate chips 
<input checked="" type="checkbox"/> butter 	<input checked="" type="checkbox"/> chocolate 
<input checked="" type="checkbox"/> milk 	<input checked="" type="checkbox"/> cream 
<input checked="" type="checkbox"/> eggs 	<input checked="" type="checkbox"/> sugar 
<input checked="" type="checkbox"/> flour 	<input checked="" type="checkbox"/> cherries 




Example: The Robins haven't got any sugar. / The Chesters have got some biscuits.

25 Write a list of the things each family can share with one another. 

# Unit 3

# Let's go shopping

## Presentation

1. Listen and say.  24
2. Look and answer:
  - a. Do you have these stores in your city?  
Where?
  - b. What's your favourite store  
around your home? 
3. Listen and sing.  25



baker's



clothes shop



bookshop

greengrocer's



shoe shop



sports shop



computer shop



supermarket



## Unit goals

- Listen and read dialogues about stores and preferences.
- Read and write about likes and dislikes.
- Talk about your likes and dislikes.

1 Listen, read, and role-play. 26

Kim is at a bookshop. She's talking to the shop assistant.



Hello, can I help you?



Yes, I want to buy a book.



Good! **Do you like comic books?**



**Yes, I do. I really like comic books.**  
They're funny.



Do you like information books, too?



Yes, I like information books about science and dinosaurs.



What about a joke book? We've got lots of joke books.



No, thank you, I hate joke books. I prefer books with stories.



What about a novel? Do you like novels?



Yes, I love novels. Have you got a novel about detectives?



Yes, I have. Look, this is a novel about a girl detective.



Oh, brilliant! Can I have this book, please?



Yes, here you are. It's six euros.

<b>Do you like comic books?</b>		Yes, I do. I really <b>like</b> comic books. Yes, I do. I <b>enjoy</b> comic books.		Yes, I do. I <b>love</b> comic books.
<b>Do you like fiction books?</b>		Not really. I <b>dislike</b> fiction books. Not at all. I <b>hate</b> joke books.		Not so much. I <b>prefer</b> comic books.

2 Ask your classmates and create a diagram for each one.

Questions

- Do you like reading? How often do you read?
- What are your favourite books?
- Do you read e-books or in paper?
- Is there a bookshop in your town? Where?

Classmate's name

He/She doesn't like reading.  
He/She never reads.

His/Her favourite books are...

He/She reads...

There is/isn't a book shop. (It's at...)



3 Write the store where you can find each of these items.



clothes shop

bookshop

sports shop



bookmarks



cycling suit



running shoes



a comic magazine



jeans



a coat



novels



a T-shirt



a gym kit

4 Look at Activity 3 and role-play.



Student A: Where can I get some jeans?

Student B: You can get jeans at the clothes shop.



5 Look at the pictures and say.



Eric



sandwiches



bananas



This is Eric. He **loves** sandwiches, **but** he **dislikes** bananas.  
He buys sandwiches at the baker's.

a.



Linda



brocoli



peas



b.



Dan and Phil



shorts



jeans



c.



Annie



laptops




tablets



6 Read the text and write about your favourite activity. 

I love **reading**. I always read in bed at night and I sometimes read in the car too. I really enjoy fantasy books. **My favourite book is** *Charlie and the Chocolate Factory*. **I don't like** romantic novels about vampires. I sometimes read information books for school. My favourite information books are about space and astronomy.



7 Listen and say a tongue twister.  27

Grandma and Grandad grab some green grapes at the greengrocer's.



8 Listen and repeat.  28

grandmother

grandfather

grow

green

grocer

grapes

9 Listen and write the word you hear.  29 

grass gross

grab grub

grain grown

grape grope

Say the job!



10 Read and listen to the story. 30

Who gives the computer to Danny?

Danny and his mum are on holiday in London. He's buying a present for his friend Eric. Mum is buying postcards.



1



Danny sees a poster. His favourite author is giving a talk today.

2

Danny doesn't know where Oxford Street is. He asks a woman for directions.



3

A strange man runs past and gives Danny a bag.



4



Retrieved from *Beep 5*.

11 Do you have a favourite author? And a favourite book?

**Stop and think!**

Think about the story and answer.

I don't understand the story because...


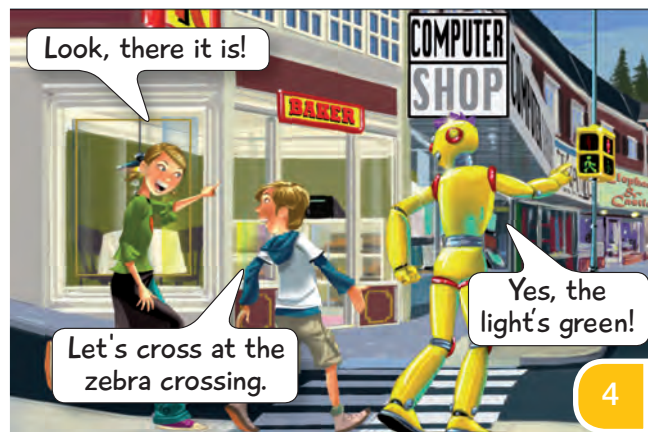
I understand some parts of the story, but need help with...

I understand the story. I can help my classmates.

## Lesson 2 The adventures of Beep

- 12 Look at the pictures and name the shops you see.
- 13 Read and answer.

Why are they looking for a computer shop?



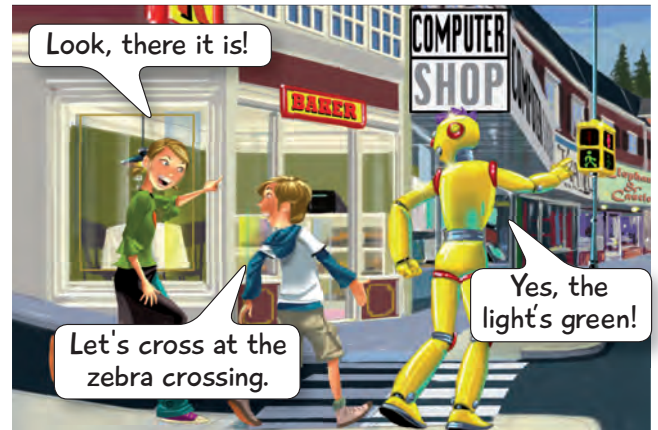
- 14 Choose a title for the story.

Help me with directions

Saving the day

Adventures at a shopping street

15 Look and say **True** or **False**.



a. Beep needs a computer to help the men.

True ✓      False ✗

b. The computer shop is next to the baker's.

True ✓      False ✗



c. The truck driver says hi.

True ✓      False ✗

d. Beep gets his computer.

True ✓      False ✗

16 What happens next? Write your ideas. 

**Reflect!**

- In what situations do you think team work is important?



17 Read and listen. 31

Recoletas: the first popular bookshop in Santiago.



1 For some people, it's very hard to buy books, because they're expensive.



2 *Recoletas* sells books much cheaper than regular bookshops. It has over 6,500 titles, with prices 40 to 70% cheaper than famous bookshops.



3 *Recoletas* is open to all members of the community in Santiago, Chile. The process is simple: *Recoletas* selects the most popular books in the country and puts them on its shelves.



4 Many famous publishing houses and charities are participating, making it easier for every student to have access to textbooks and materials for schools in the area.

18 Ask a classmate.

- What do you think about *Recoletas*?
- Do you have something similar where you live?

*Recoletas* (2019, January 28). Retrieved from <https://tinyurl.com/sunnzfd>

Reflect!

- Why is it important to value the access to books in a community?






# Think back!

## 19 Play with your classmates.

**STEP 1.** Roll the dice and answer the questions.

**STEP 2.** Write down your classmates' answers. 



1 What's your favourite store in the city?	2 Name three things you don't like eating.	3 What stores do you like to visit on weekends?	4 Do you have a favourite book? If not, what's your favourite item?
5 What is something you love and something you hate? (use 'but')	6 What three things can you get in a computer shop?	7 <i>Challenge: Say the grandma and grandad tongue twister.</i>	8 Where can you buy clothes for the PE class?
9 What two things do you usually get at the baker's?	10 <i>Challenge: Spell the name of the shop where you can get fruit and vegetables. It's not the supermarket!</i>	11 What book does your best friend like?	12 What five items can you get in a clothes shop?

**STEP 3.** Share your classmates' answers.



## It's trivia time!

### 1 Ask a classmate.



Do you brush your teeth at night?

Yes, I always brush my teeth at night.

Always ✓✓✓  
Usually ✓✓  
Sometimes ✓  
Never ✗



brush your teeth at night

go to the supermarket

sleep eight hours at night

watch TV in the morning

see your friends in the park

### 2 Look and role-play.



Have you got any flour?

No, I haven't.

Have you got any chocolate?

Yes, I have.

It's 4!



1.



2.



3.




4.



### 3 Read and say *True* or *False*.

Hi, I'm Scott. On school days, I always get up at quarter past seven. I usually have cereal and orange juice for breakfast. I go to school at half past eight. At school, my favourite subjects are Science and Spanish. I don't like Art. Painting and drawing are difficult for me! I go to football practice twice a week after school. I like doing exercise. It's good for you. I usually have dinner at seven o'clock. I always do the dishes after dinner. Then, I sometimes read books and play computer games with my sister.

1. Scott always gets up at seven o'clock.
2. He never has cereal for breakfast.
3. His favourite subjects are Maths and PE.
4. He doesn't like Art.
5. He goes to football practice twice a week.
6. He sometimes does the dishes.

4 Play a game. 


<p>1</p> <h1>Spell!</h1> 	<p>2</p> <h1>Where do you buy bread?</h1>	<p>3</p> <h1>Do you brush your teeth twice a day?</h1> 	<p>4</p> <h1>What time do you have dinner?</h1>
<p>8</p> <h1>Say and spell!</h1> 	<p>7</p> <h1>On Saturday, I sometimes...</h1>	<p>6</p> <h1>What time is it?</h1> 	<p>5</p> <h1>Where do you buy jeans?</h1>
<p>9</p> <h1>Say and spell!</h1> 	<p>10</p> <h1>How often do you do the dishes?</h1>	<p>11</p> <h1>What time is it?</h1> 	<p>12</p> <h1>Where can you buy books?</h1>
<p>16</p> <h1>At what time do you go to bed?</h1> 	<p>15</p> <h1>How often do you tidy your room?</h1>	<p>14</p> <h1>Say and spell!</h1> 	<p>13</p> <h1>In winter, I never...</h1>





# Unit 4 Ocean life

## Presentation

1. Point and say the animal.
2. Listen and sing. 



seal



shark



jellyfish



blue whale

octopus



crab



turtle




orca





### Unit goals

- Listen and read dialogues about ocean life.
- Enjoy a story.
- Create a poster with your favourite sea animals.

### 1 Listen, read, and role-play. 34


 Hello, can I ask you some questions about great white sharks?


 Yes, of course. What do you want to know?

 Do great white sharks live in groups?


 No, they don't. They live alone.


 **Do they eat turtles?**


 **Yes, they do.** They eat turtles, seals, and fish.

 Do they lay eggs?


 **No, they don't.** They have babies.


 Do they breathe air?


 No, they don't. They take oxygen from the water. Do you like great white sharks, Mark?

 Yes, but I don't want to meet one!



 Me neither, but I think they are amazing animals.

 Thanks for talking to me. Now I can write my project.

 You're welcome. Bye!

They	live	alone.
	don't eat	crabs.

Do they eat plants?	Yes, they do. No, they don't.
---------------------	----------------------------------


### 2 Read and ask to a classmate.

Do sharks breathe air?

No, they don't.





3 Read and answer. 




### Seals





Seals live all over the Earth. You **can find them in the Atlantic Ocean and the Pacific Ocean.**

Seals **can spend a lot of time in the sea** searching for food. They **can hunt** fish, octopuses, crabs, and krill, but they **can't hunt birds.** There are 33 different kinds of seals. The smallest seal is the Galapagos Fur Seal, which weighs only about 63 kilograms. The biggest is the Southern Elephant Seal, which **can weigh up to 4,000 kilograms!**

Editorial creation.

- a. Where can you find seals? → I can find seals in ?
- b. What can seals eat? → Seals can ?
- c. How long can they stay in the sea? What for? → They can ?
- d. How much can a seal weigh? → They can ?

4 Look, listen, and say the animal.  35

	They live in groups.	They breathe air.	They lay eggs.
dolphin 	✓	✓	✗
sea horse 	✗	✗	✓
turtle 	✗	✓	✓
crab 	✓	✗	✓

These animals can live in groups. They can breathe air. They can't lay eggs. What are these animals?

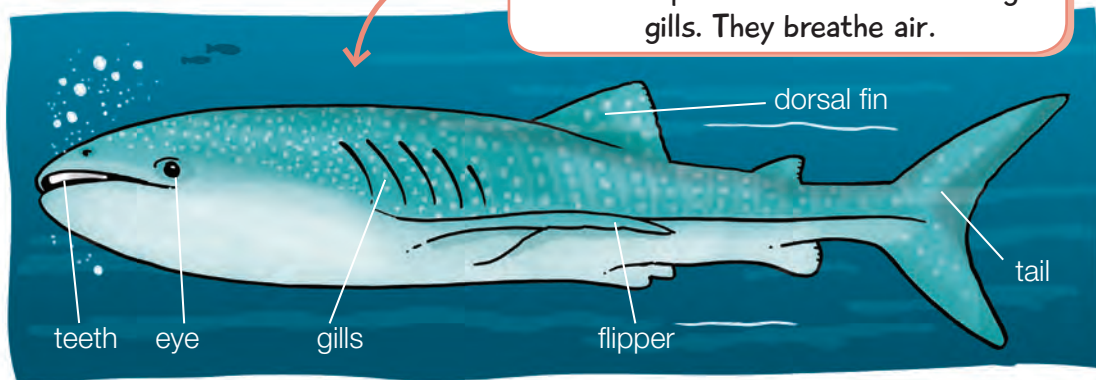
They are dolphins!

5 Listen and sing.  36



Let's sing the song of the great blue whale.  
They swim in the ocean and they've got big tails.  
They all breathe air.  
No, they haven't got gills.  
They haven't got teeth, but they all eat krill.  
They're very, very big, 30 metres long.  
They swim in the ocean and they sing a whale song.  
The great blue whale, the great blue whale,  
Let's sing the song of the great blue whale.

6 Look, listen, and say.  37




Sharks, fish and octopuses have got gills. Gills take oxygen from the water. Dolphins and whales haven't got gills. They breathe air.

7 Choose a sea animal and create a poster. Follow the example.




Dolphins

- They are medium-size animals.
- They can grow up to 1.5 meters long.
- They can't lay eggs.
- You can find them all over the sea.
- They can communicate with sounds.

8 Listen and say a tongue twister.  38

Sharon and Sheena swimming in the sea,  
 Sharon sees a shark,  
 But Sheena sees a ship.  
 Phew!



9 Listen and repeat.  39

sh

Sharon

shop

sheep

ship

shark

s

see

swim

soup

sand

some

Susan

10 Listen and write the word you hear.  40



Sue shoe

see she

sip ship

sock shock


# Find and say!



## 11 Read and listen to the story. 41

Which sea animals do they see?

Karen's mum is a marine biologist. She goes diving with Karen. They see lots of amazing sea animals.



They look at the jellyfish. They've got long tentacles.




Karen is looking at an octopus. They live on the seabed. They've got gills and they eat crabs.



Karen is frightened. She can see a big shark. They swim fast and they're dangerous.



Karen and her mum hide from the shark. Karen finds something interesting. She calls her mum.



They are inside the ship. It's very dark. Karen is looking in a box. There are old coins inside.



There are lots of old coins on the ship. They are taking them to a museum.



The coins are in the museum. Lots of people come to see them. Karen and her mum are famous now.



12 Do you know any famous shipwreck?

Retrieved from Beep 5.

## Stop and think!

Think about the story and answer.

I don't understand the story because...

I understand some parts of the story, but need help with...

I understand the story. I can help my classmates.

13 Look and answer: Where are the children?

14 Read and answer.

How does the aquarium break?



15 What's a good title for the story?



The man in the aquarium

Stay there, sharks!

A dangerous shark

16 Look and say *True* or *False*.



a. The man is scared of the sharks.  
 True ✓                      False ✗

b. The sharks are happy.  
 True ✓                      False ✗



c. Beep fixes the sharks' aquarium.  
 True ✓                      False ✗

d. The man doesn't touch the button.  
 True ✓                      False ✗

17 What happens with the man after the visit? Write your ideas. 

**Reflect!**

- What is your opinion about aquariums?
- Do you think they are good for the animals living there?



18 Read and listen. 42

## REAL SEA MONSTERS: THE ANGLERFISH

The ocean holds amazing secrets that humans have not yet discovered. Some scientists have been braved enough to go deep into the darkest sea waters to find frightening species.



For example, the famous anglerfish. A nightmare-inducing sea creature made famous in 'Finding Nemo' was caught on video in the depths of the ocean for the first time. Scientists believe global warming is affecting its environment, bringing the rare anglerfish species to shallower waters.

In the darkness of deep water, they flash their light to attract prey to their mouth. When a fish or a squid swims up, it is quickly inhaled by the anglerfish's huge mouth and trapped by its long, sharp teeth.



19 Ask a classmate.

- How can the anglerfish survive?
- How can scientists discover new species?

The anglerfish (2014, November 21). Retrieved from <http://tiny.cc/q3hngz>


### Reflect!


- How do you think climate change is affecting the ocean's life?





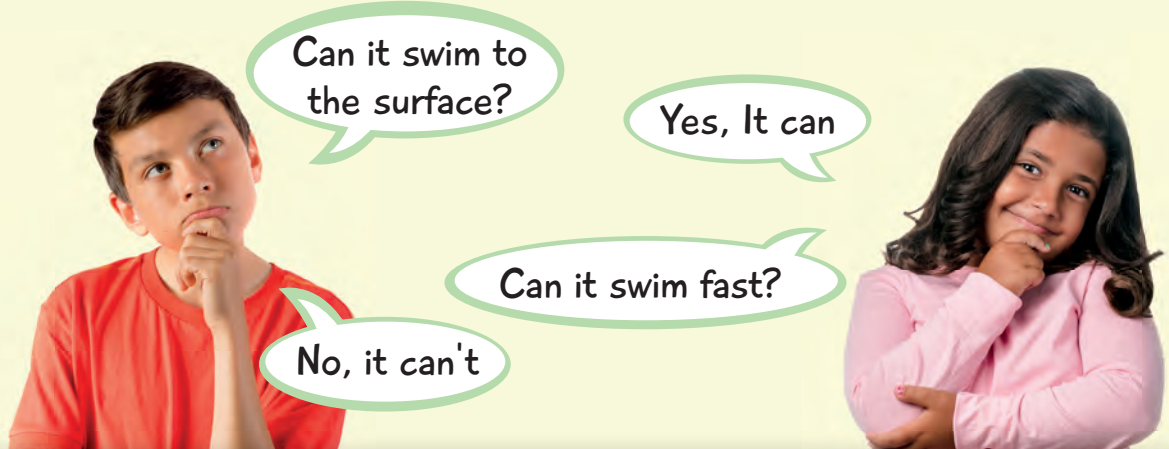


## Think back!

20 Play with your classmates. 

STEP 1. Draw your favourite sea animal. 

STEP 2. Ask and answer questions about animals.





STEP 3. Do research and check if your statements are *correct* or *incorrect*.

- Octopuses can lay eggs.
- Octopuses can swim to the surface.
- Octopuses can live alone.



# Unit 5 Virtual reality

## Presentation

1. Look and say the words.
2. Listen and sing.  44
3. Work with a classmate. 

Ask: What's a troll?  
How do you spell it?



mirror

flute

bow and  
arrow

sword



broom

wand



shield

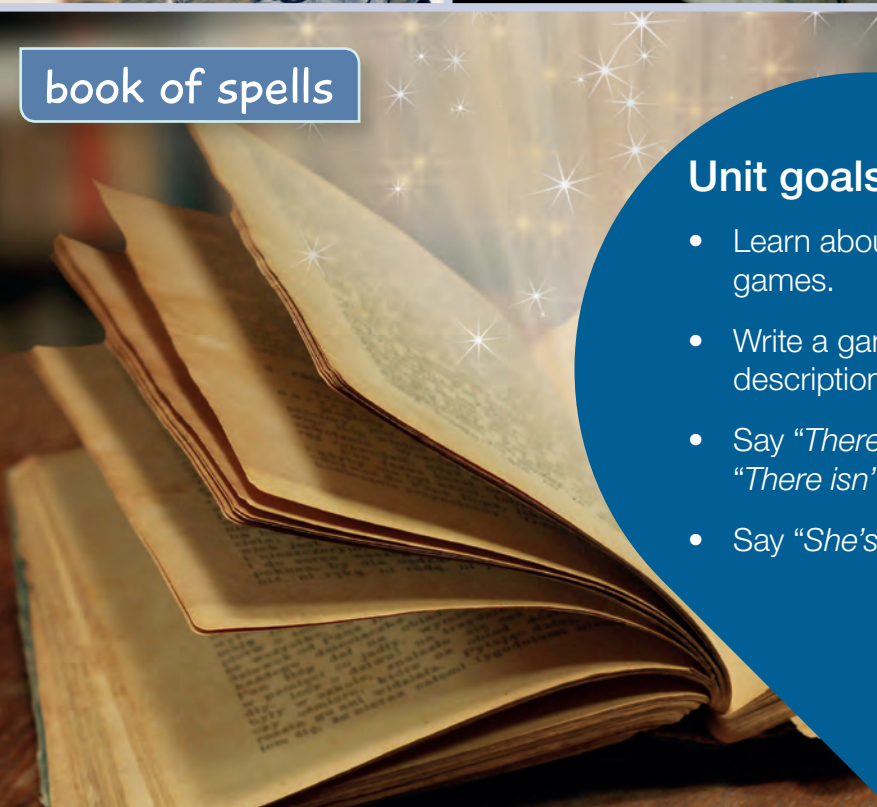


goblin



troll

book of spells



### Unit goals

- Learn about virtual games.
- Write a game description.
- Say "There's a..."  
"There isn't a"
- Say "She's good at..."

## 1 Listen, read, and role-play. 45

The children go to the Choosing Room. Everyone chooses something for the game.

I'm a witch. **Is there a magic wand** for me?

**Yes, there is.** Here you are.

Thanks, and I'm going to take the book of spells too.

Good idea! What about you Mark? What do you want?

I'm an elf. Is there a bow?

Yes, there is. Here you are.

**Are there any arrows?**

**Yes, there are.** I can see some arrows. What do you want, Ben?

I'm a wizard. There's a broom for me and I like this flute too.

What do you want, Kim?



I want the sword. I'm going to take this shield too.

Brilliant! Are we ready to go into Castle Doom?

Yes, come on! Let's go!

## 2 Look and read.



Kim, Mark, Ben, and Anita play a virtual game every weekend. It's called Escape from Castle Doom. In this game, they visit a big, scary castle. A horrible troll and some scary goblins live in this castle. The children need to escape.

The children can choose avatars for the game. Kim's avatar is a strong and fast warrior princess. Mark's is an elf. He's good at climbing and archery. Ben is a wizard.


He wears a hat, and a big, black cape. Anita is a witch. She's good at magic and she likes cats.


3 Look at the picture and ask. 

There's	a an	magic wand. elf.
There are	some	flutes.
Is there	a	clock?
Are there	any	swords?
There isn't	a	prince.
There aren't	any	maps.
Yes,	there	is/are.
No,		isn't/aren't.



1. Are there any bottles?
2. Is there a dog?
3. Are there any windows?
4. Is there a clock?
5. Are there any oranges?
6. Is there a bed?
7. Are there any books?
8. Are there any swords?

4 Look and ask. 



## 5 Answer the questions to create your own virtual reality game.


- What's the name of your game?
- Are there any castles in it?
- Are there any trolls in it? How many?
- How many avatars are there?
- Are there any trolls in it? How many?
- Are there any goblins in it? How many?
- Are there any weapons to fight creatures?
- Which ones? How many of each?



## 6 Use the answers to write an intro to your game.




The name of the game is **The Enchanted Castle**. A mean witch trapped all the royal family and their people in a parallel reality. There are magic creatures and big scary trolls. There is a magic mirror in each room. The mirrors help you move around the castle. If you defeat all the magic creatures, the castle comes back to normal.

7 Listen and say a tongue twister.  46

Britney Black's blond brother,  
Blair, breaks her best broom!



8 Listen and repeat.  47

brother

break

broom

breakfast

brush

black

blond

blue

blind

blow

blanket

9 Listen and write the word you hear.   48

broom bloom

brush blush

brew blue

break Blake

candelabra



spear



moat



bridge



# Find and say!

10 Read and listen to the story. 49

What do the children have to do?

Oh no, there's a troll.

The children are in a corridor. But how can they get past the troll?

1

Ben is good at music, he can play the flute.

Don't stop playing. Fantastic, Ben!

The magic flute sends the troll to sleep and now the children can pass safely.

2

A goblin throws a spear.

Attack!

Everyone stand behind me!

I've got an idea!

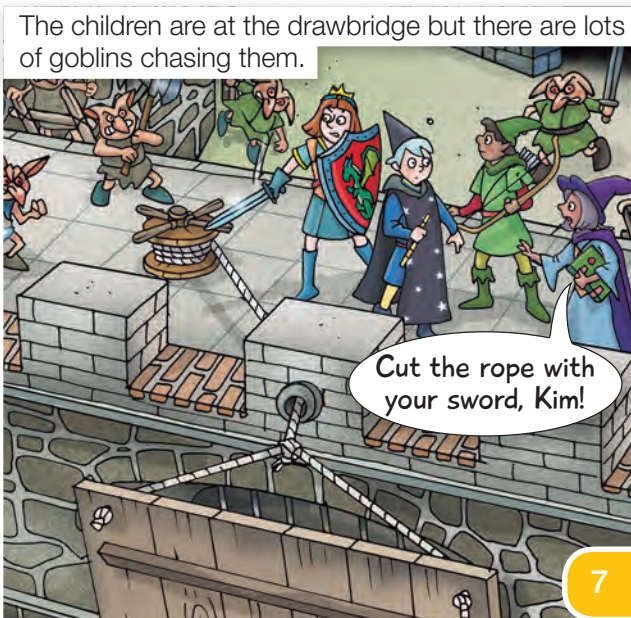

3

Now, the goblins are trapped in the candelabra and the children can go past.

Well done, Mark!

4





11 Do you play virtual games? Which ones? 

Retrieved from *Beep 6*.

## Stop and think!

Think about the story and answer.

I don't understand the story because...

I understand some parts of the story, but I need help with...

I understand the story. I can help my classmates.


## Lesson 2 The adventures of Beep

12 Look and answer: where are the children?

13 Read and answer.

How does Beep help the people at the dentist?



14 Look at the scene and complete the statements. 



- a. The girl has bad teeth because...  
 The girl has bad teeth because **she eats lots of sweets.**



- b. Beep and the children can't go home because...



- c. Finn's hands are clean...

**Reflect!**

- How often do you go to to the dentist?
- How can you keep your teeth healthy?



15 Read the story.

## Game of immortals

An epic medieval battle controlled with your smartphone

– What is the Game of Immortals? –Nicolás asked.

– It's super fun! It has something different, which I'm not going to tell you. It's better that you see it for yourself. Come on, download this app.

Felipe showed his phone to his friend and Nicholas downloaded the app.

– Is it this one?

Felipe nodded.

Nicolás read the description: "Legendary battles between knights and wizards who seek the source of immortality: the Holy Grail."

– Then, the objective is to obtain the Grail?

– Exactly –Felipe said– but during the journey you have to defend the town's inhabitants from the attacks of their enemies.

– As in every role-playing game, right?

– Yeah, this is a role-playing game.

Nicolás looked at the possible avatars that he could choose for the adventure. He chose to be a knight and entered the town to begin the demo.

– Go straight through the main street until you reach the lake –Felipe told him.


– Nicolás obeyed. When he reached the lake, Felipe said –Now, look at your reflection in the water. Nicolás saw himself in the reflection. His features, his hair colour, his eyes. The knight was him.

– I don't understand. The avatar has my face?

– This is the best characteristic of the game! – Felipe said excitedly–. It offers a real experience. But a TRUE real experience.

Retrieved from *El Juego de los Inmortales*  
(adaptation and translation).

16 Match the images with a part of the story.



A



B




C


### Reflect!

- What do you think about virtual reality?
- What are the pros and cons of virtual reality?



# Think back!


17 Follow the steps and get the kingdom! 

STEP 1. Write a list of all the possessions and creatures of your kingdom. 

- There are 70 trolls
- There are 12 golden mirrors.

STEP 2. Draw a 5 x 5 grid and locate your groups in random order. 

	A	B	B	D
1		6 goblins		
2				
3				
4				40 mirrors

STEP 3. Play with a classmate. Ask each other. 


Are there any mirrors in 4D?

Yes! There are 40 mirrors



# Unit 6 What do you want to be?

## Presentation

1. Look and answer.
  - a. Mention the items in the pictures.
  - b. Do you know someone who has one of these jobs?
2. Listen, point, and say.  51





actor



waiter



teacher



singer



doctor

### Unit goals

- Learn about professions.
- Compare the Present Simple with the Present Continuous.
- Talk and write about a famous person from history.

1 Listen, read, and role-play. 52

Anita's talking to her Uncle Tony on the phone. Uncle Tony is a vet.



Uncle Tony, do you like being a vet?



Yes, I do. I love animals and I like helping them.



Where do you work exactly? Do you work on farms?



No, I work in an animal hospital.



Do you wear a uniform?



No, I don't wear a uniform. I wear a white jacket and special gloves.



Do you work at night?



Yes, **I sometimes work at night** when an animal is having babies or is very sick.



Are you working today?



No, I'm not. **Today, I'm playing the saxophone.** It's my favourite hobby.

2 Look and read. Which sentence is in the dialogue?

Present simple		Present continuous	
<b>I work</b>	<b>in a restaurant.</b>	<b>I'm working</b>	<b>today.</b>
<b>I don't work</b>	<b>in a shop.</b>	<b>I'm not working</b>	
<b>He/She works</b>	<b>in an animal hospital.</b>	<b>He's/She's working</b>	
<b>He/She doesn't work</b>	<b>in a museum.</b>	<b>He/She isn't working</b>	

3 Read. Then listen and say the name. 53

Mick's a weatherman. He works in a TV studio. He uses a computer to study the weather. He sometimes works on Saturday and Sunday. He doesn't wear a uniform. He isn't working today. He's riding his bike in the mountains.

Tanya's an astronomer. She works in an observatory. She likes studying the planets. She sleeps in the day and she works at night. She doesn't wear a uniform. She's working today. She's using a big telescope to look at Neptune.



4 Listen and sing. 

Remember the people everywhere,  
 Who work so hard for you.  
 Give them a smile! Say **thank you!**  
 For all the things they do.

Say **thank you** to the postman,  
 Who delivers all your letters,  
 And **thank you** to the vet,  
 Who helps your pet get better.

Doctors and nurses in hospital,  
 Who make you feel alright,  
 Actors and singers on TV,  
 You see them every night.

Shop assistants and waiters,  
 And taxi drivers too,  
 They work so hard both night and day,  
 For you, and you, and you!

And don't forget your teachers,  
 They help you learn and play.  
 Through all the years you spend in school,  
 They're with you every day.


5 Look and describe. 



**Remember**  
 waiter → wait**ress**  
 postman → post**woman**



6 Listen and say the job. 55



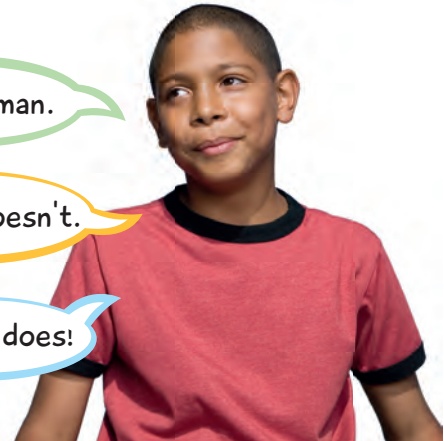
7 Look at the photos and play a game.



Is it a man, or a woman?

Does she wear a uniform?

Does she work in a film studio?



It's a woman.


No, she doesn't.

Yes, she does!

8 Choose a picture and write a description for the situation.


The shop assistant is in the vegetables section. He is happy. He is wearing a uniform...



9 Listen and say a tongue twister.  56

Builder, baker, teacher, tailor,  
pilot, painter, vet.  
Doctor, dentist,  
flight attendant,  
farmer, fireman, chef!



10 Listen and repeat.  57



builder

baker

teacher

painter

doctor

11 Listen and write the word you hear.  58 

pasta      faster

history      mystery

interview      In a few...

smaller      shorter

12 Research. What job did they have before?

J.K.Rowling



Mayim Bialik



Gene Simmons



13 Read and listen to the story. 59

Why did Kristen fall?

This is Maribel Starky. She's 12, but she knows what she wants to be when she leaves school... an actress, just like Kristen Cullen. Maribel hates her name. She wants to be called Bella Star.



1

Aunty Shona is a doctor. She works at the hospital. Today she is visiting Bella and Dad. Kristen Cullen is coming to town. Bella asks Dad if she can go to see her.



2

Bella likes Aunty Shona. She doesn't talk to her like she's a child.



3

Kristen has a nasty fall and hurts her leg.



4



The ambulance arrives. Kristen has got a broken leg. The nurse puts her on a stretcher.



Aunty Shona puts bandages on Kristen's leg.



Kristen is very unhappy. People are always bothering her. She doesn't want to be famous anymore!



Retrieved from Beep 6.

14 What do you want to be when you grow up? Why?

## Stop and think!

Think about the story and answer.

I don't understand the story because...

I understand some parts of the story, but I need help with...

I understand the story. I can help my classmates.

## Lesson 2 The adventures of Beep

- 15 Look. Where are Beep and the children?  
16 Read and answer.

What animals can you name?



- 17 Write a title for the story.



18 Choose the correct option and copy it. 

The story is about...

a. Beep and the children are scared because there's people running.

b. Animals are scared because there's a robot.

c. Beep and the children are escaping a volcano eruption.

d. People are escaping from a tsunami.

19 Complete the following dialogues. 

GIRL: Look at those ?! Where are we?

Look at those ! Where are we?

BEEP: The ? ? doesn't work!

GIRL: Hello, what's ??


BEEP: Oh no! The ? is erupting!

## Reflect!

- Look. Can you think of a similar situation in Chile?
- What natural disasters happen in Chile?



20 Listen and say the instruments.  60



21 Listen and read. What do you think?  61

Hello, I'm Tara. I'm a musician from Ireland. In Irish music we play the violin, flute, harp and guitar. Sometimes, people dance to the music too. In Ireland we celebrate Saint Patrick's Day on the 17th of March. There are parades in many Irish cities. People play Irish music in the parade and dance. Listen to some Irish music. What do you think?



Hello, I'm Oscar. I'm a flamenco singer from Spain. In flamenco music, we play the guitar, we clap our hands and we sing. Sometimes the music is fast and happy and sometimes it's sad and slow. Listen to some flamenco music. What do you think?



Hello, I'm Bruna. I'm a musician from Brazil. Samba musicians play drums, trumpets and guitars. We play samba music at Carnival. There are parades on the street. People wear colourful costumes and everybody dances. Listen to some samba music. What do you think?



22 Listen and say *True* or *False*.  62

**Reflect!**

- What type of traditional Chilean music do you know?
- Do you like it?





# Think back!


## 23 Play with your classmates.

Say!  
 baker / tailor


Say: She works in a ...



Say!



Look and describe.




Actor → actress  
 waiter → ?

Say two words with er sound.

Say: I don't work in a ...



Look and describe




Say: I work in a ...



Say two words with or sound

policeman → policewoman  
 postman → ?

Look and describe



Say: he doesn't work in a ...



Say: teacher / doctor

Say



## It's trivia time!

### 1 Guess with a classmate. What are they?

1. They haven't got gills. They breathe air. They're 30 metres long and they eat krill. They can sing!
2. They breathe air and can live on the land and in the sea. They eat fish and they live in groups.
3. They live alone on the bottom of the ocean. They eat crabs and small fish. They've got gills and they lay eggs. They have eight arms.

### 2 Look and find the twelve differences.



In picture A, there's a painting of the king.



In picture B, there's a painting of a troll.

### 3 Look, read, and ask.

Is it a man or a woman?

It's a man.

Where does he work?

He works in a hospital.

What's he doing?

He's swimming.

It's Bob!



**Bob**  
doctor



**Derek**  
teacher



**Susan**  
actress



**Alan**  
waiter

4 Play a game.




<p>1 Say and spell!</p> 	<p>2 What was her job? Frida Kahlo</p>	<p>3 Say and spell!</p> 	<p>4 Do sharks live in groups?</p>
<p>8 Say and spell!</p> 	<p>7 Describe her job!</p> 	<p>6 Say and spell!</p> 	<p>5 What do you want to be?</p>
<p>9 Say and spell!</p> 	<p>10 He's good at...</p> 	<p>11 Describe her job!</p> 	<p>12 Say and spell!</p> 
<p>16 Describe her job!</p> 	<p>15 Do turtles lay eggs?</p>	<p>14 What was his job? Albert Einstein</p>	<p>13 Say and spell!</p> 





# Unit 7 A great day out!

## Presentation

1. Look and answer.
  - a. Do you know these places?
  - b. Can you find these places where you live?
2. Listen, point, and say.  64



aquarium



bowling alley



skating rink



theme park



gallery

planetarium



film studio



### Unit goals

- Learn about places in the city.
- Say *Where were...?* / *It's in...*
- Say *I / He / It was...*

1 Listen, read, and role-play. 65

Anita and Kim are looking at photos on the computer.



Look at this photo. **I was at a bowling alley with my brother.**



**How old were you?**



I was eight and my brother was ten.



I like this photo of the theme park.



Me too! I was really excited. Look at my dad! He was scared.



Is this you at the beach?




Yes, I was with my mum.



Was it hot?



Yes, it was very hot and sunny. It was summer.



Come on, let's go and take some photos!



Good idea!

2 Look and read. Which sentence is in the dialogue?

I	was	at a bowling alley
He/She	was	eleven
It	was	winter


How old were you?

Where were you?

3 Look and role-play.



Betty



Anita



Colin



Ruth

It was summer. I was at the aquarium...

Are you Betty?

Yes, I am!



4 Listen and sing. 

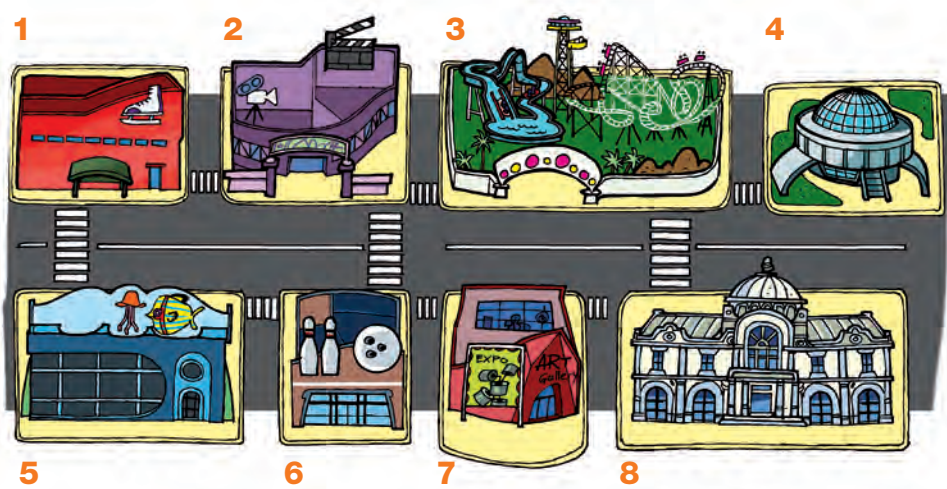
I love going out with my family.  
 We take lots of photos of the things we see.  
 Here's the aquarium and the planetarium.  
 And this is the palace. Look, it's me!

So many places we like to go,  
 A theme park and a film studio.  
 We really like going to a gallery,  
 Look! That's a painting by Dalí!

Here's another photo with my sister May,  
 At the skating rink on Saturday.  
 And here's the bowling alley. Yes, that's me!  
 I love going out with my family.



5 Look and ask. 



- 1 skating rink
- 2 film studio
- 3 theme park
- 4 planetarium
- 5 aquarium
- 6 bowling alley
- 7 gallery
- 8 palace




Where's the theme park?

It's between the film studio and the planetarium.



6 Listen and say True or False.  67



7 Ask a classmate. 

- What was your favourite toy?
- What was your favourite colour?
- Who was your first teacher?
- What was your favourite food?
- What was your favourite ice cream flavour?
- What was your favourite place?
- What was your favourite TV programme?


8 Read and write about you. 

### When I was little

By Megan

When I was little, my favourite food was spaghetti and my favourite drink was milk. My favourite toy was my bike. It was red and white. My favourite place was the park and my favourite game was hide and seek. At school, my favourite book was a story about elephants. My favourite subject was Art.





9 Listen and say.  68

Where were Claire and Blair?  
Were they floating on air?  
I could see their hair.

Claire and Blair  
Were at the aquarium  
Or were they at the planetarium?

Claire went to see the queen at the palace.  
Blair went to meet sweet Pete at the theme park.



10 Listen and write the word you hear.   69

hair here



chair cheer



stare stir



Claire clear



# Find and say!



11 Read and listen to the story. 70

Why are Granny and Tina in the princess' bedroom?

The princess was in her bedroom.

The ceremony starts at twelve o'clock. Have you got your tiara?

Yes, thank you!

1

Fifteen minutes later, in the entrance hall, Tina is visiting the palace with her granny.

She was Queen Isabella.

Ooh, look at those portraits Tina!

2

Tina is bored. She finds a door.

Hey, Granny! Let's go this way!

And this was King Zog's throne.

3


Granny and Tina find the princess's bedroom. Granny sits on the bed and Tina takes a photo.

Excuse me, you can't come in here.


Smile!

4


Later, Granny and Tina are leaving the palace.



The princess's tiara is missing.



The police look at the photos. They find the thief. It wasn't Granny and Tina.



The princess gives Granny and Tina medals for finding the tiara.



Retrieved from Beep 5.

12 Do you know any palace in Chile?

## Stop and think!

Think about the story and answer.

I don't understand the story because...

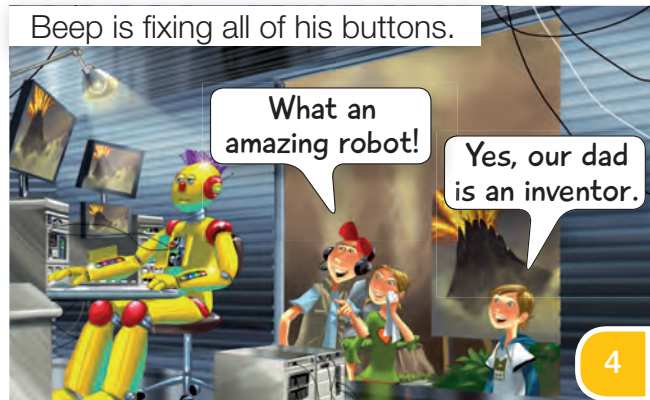
I understand some parts of the story, but I need help with...

I understand the story. I can help my classmates.

13 Look and predict what happens in the story.


14 Read and answer.

Where are Beep and his friends?



15 Write a title for the story.




16 Draw what happens next. 





Here, Beep becomes the movie star!




17 Order the dialogues. 

 : This is fantastic... Wait! Don't go!

 : We can't go home, our robot is broken.

 : What are you doing? The robot film is in the next studio!

 : Now, all of my buttons are working again.

**Reflect!**


- What robot films do you like?
- Why do robots call our attention?



18 Read and listen.  71

**Roberto Matta (1911 – 2002)**

Roberto Matta was a Chilean artist. He went to live to Paris and then Spain, where he met artists like Pablo Picasso and Salvador Dalí. He was a surrealist artist.



**Frida Kahlo (1907 - 1954)**

Frida Kahlo was from Mexico. She painted almost 200 self-portraits. Her art was inspired by Mexican nature and folklore.

**Piet Mondrian (1872 – 1944)**

Piet Mondrian was from Holland. He was from a family of artists. His paintings only have five colours: black, white, yellow, red and blue.



19 Make a painting inspired on one of these artists' work.



**Reflect!**

- Do you know the name of more artists?
- Is there a gallery or museum in your town?
- Why is art important?





Think back!

20 Play a game.



<p>8:20</p>	<p>3:55</p>	<p>11:10</p>	<p>4:25</p>
<p>6:30</p>	<p><b>Miss a turn!</b></p>	<p>1:05</p>	<p>7:40</p>
<p>2:00</p>	<p>10:15</p>	<p>9:10</p>	<p>3:40</p>




Where were you at twenty past eight?

I was at the bowling alley.



# Unit 8 A busy weekend!

## Presentation

1. Look and answer.
  - a. What's the past simple of take?
  - b. Do you practise these activities?
2. Listen, point, and say.  73

go/went  
to a café



see/saw a  
parrot



run/ran in  
the park





meet/met  
a friend



write/wrote  
an email



take/took  
photos



do/did my  
homework




have/had  
pizza


### Unit goals


- Learn about activities.
- Say the past simple of verbs.
- Say *Where are the... / They're...*
- Read a story.


### 1 Listen, read and role-play. 74

 Hello, Mark. **Did you have a good weekend?**

 **Yes, I did. I went to the cinema with Ben.** We saw a film about sharks.


 Sharks! Was it scary?


 Yes, it was, but we liked it. Did you have a good weekend, too?

 Yes, I did. On Saturday, I met Kim and we went to the shops.

 What did you buy?


 Kim bought a T-shirt and I bought a book.

 Did you go out on Sunday?

 **No, I didn't. I read my new book and I wrote an email to my cousin.**



 Did you do your Maths homework?

 No, I didn't! I'm going to do it now!

### 2 Look and read. Which sentence is in the dialogue?

Past simple- irregular verbs

I We	<b>met</b>	<b>my friends.</b>
	<b>read</b>	<b>a magazine.</b>
	<b>went</b>	<b>to the shops.</b>

I We		<b>meet</b>	<b>my friends.</b>
	<b>didn't</b>	<b>read</b>	<b>a magazine.</b>
		<b>go</b>	<b>to the shops.</b>

Did	you	<b>buy</b>	<b>a new T-shirt?</b>
		<b>do</b>	<b>your homework?</b>

<b>Yes,</b>	<b>I</b>	<b>did.</b>
<b>No,</b>	<b>we</b>	<b>didn't.</b>

### 3 Ask a classmate about last weekend.

1. Did you go to the shops?
2. Did you read a book?
3. Did you do your homework?
4. Did you meet your friends?
5. Did you see any films?
6. Did you take any photos?

Did you go to the shops?

Yes, I did. I went with my sister and she bought a computer game.

4 Listen and sing.  75

A busy weekend, a busy weekend,  
 I had a busy weekend with all my friends.  
 A busy weekend, a busy weekend,  
 I had a bus-bus-busy weekend!



I did my homework and I read a book.  
 Then I sent a text message to my friend Anouk.  
 We met at the cinema near our school.  
 We saw a scary movie. It was really cool!



I wrote an email and I went to swim,  
 on Saturday morning with my best friend, Jim.  
 Then we went to a restaurant with Jane and Jake,  
 I had a cheesy pizza and some chocolate cake.



Sunday morning and we went to the zoo.  
 We took lots of photos of the kangaroos.  
 We bought a souvenir and saw the snakes.  
 But we ran past the crocodiles in the lake!




5 Ask a classmate. 

send/sent a text	meet/met a friend	do/did my homework
go/went to a café	run/ran in the park	have/had pizza
write/wrote an e-mail	take/took photos	see/saw a parrot

What's the past simple  
 of send? Spell it!

It's sent!  
 S - E - N - T

6 Read, role-play, and guess. 

Jackie

On Saturday, I went to an aquarium with my family. We saw some colourful fish. I took photos of the dolphins. On Sunday, I wrote an email to my grandad.

George

On Saturday, I did my homework and I listened to music in my room. On Sunday, I met my friends and we played football in the park. I took photos of my friends.


Rachel

On Saturday, I went to the shops. I bought some new shoes. In the evening, I met my cousins and we went to the cinema. On Sunday, I did my homework and I played cards with my brother.


Charlie

On Saturday, I wrote an email to my friend and I listened to music. On Sunday, I met my granny. We went to a restaurant and we had a big pizza. It was delicious!



7 Write about your weekend. 

I had a good weekend.  
On Saturday morning  
I played computer  
games. On Sunday I  
went to a café and  
ran in the park with  
my dog.




8 Read and say a tongue twister.  76

Gerald and Jen met in the village.

They saw a jaguar in a cage.

Jen took photos while Gerald jumped of rage.

Together they freed the jaguar from the cage.



9 Write j or g. 

a. ?ames took ? in ?er cookies to his grandma.  
James took ginger cookies to his grandma.



b. ?eor ?e and ?ane wear yellow ?umpers.



c. ?ill sent a ?oke to her friend ?enny.



d. ?asmine saw the film "Aven?ers" and en?oyed it.



e. ?erry went to a café to eat ?elly and ?am.




Tornado



Tsunami



Hurricane



Earthquake



Look it up!

10 Read and listen to the story. 77

Who did they call to fight the fire?

It was Monday morning. Fran called his friend Carla.

Hi Carla, I need to ask a favour!

Oh, hi Fran. Did you have a good weekend?

Uh, well, listen...

1

Uh, I went to the mountains.

That sounds fun. Who did you stay with?

Fran tells Carla about his weekend...

2

He had a busy weekend. He stayed with his older cousin, Jerry. On Saturday, they went out on their bikes.

Dad saw a family of wild boar in the woods yesterday, so be careful.

OK Mum, we'll go slowly.

3

Fran's hobby is photography. Some rabbits ran across the track. He saw them and took a photo.

This is going to be a great photo!

4



Suddenly, they saw lots of wild animals.



Jerry phoned the firefighters and Fran sent a text to his Aunty.



Everyone from the village helped the firefighters. The boys volunteered too. It took all weekend to put the fire out.



Fran had such a busy weekend that he forgot something...



Retrieved from *Beep 6*.

**11** Do you know about forest fires in Chile? How can you prevent them?

### Stop and think!

Think about the story and answer.

I don't understand the story because...

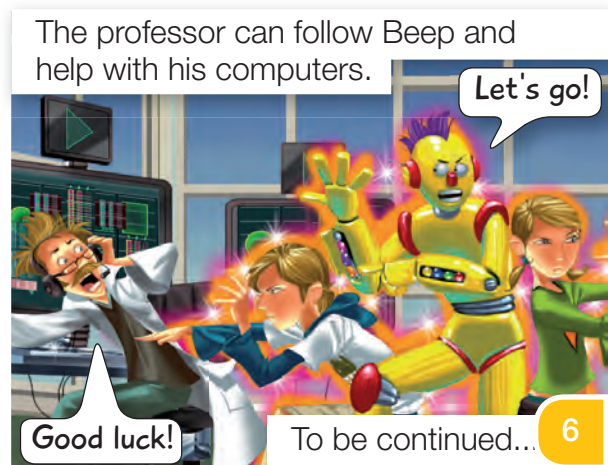
I understand some parts of the story, but I need help with...

I understand the story. I can help my classmates.

12 Look and describe one scene. 

13 Read and answer.

### Who's Doctor Kronik?



14 Find the wrong word in the sentence and replace it with the correct one.

- a. Doctor Kronik is an expert **musician**.  
 Doctor Kronik is an expert historian.
- b. The nurse can follow Beep and help with computers.
- c. I want to fight Doctor Kronik.
- d. I've got your blue key now. You can't stop me now, Rubik!

15 Order the sentences.

This OK! house. our is It's

It's OK. This is our house.

can I too. travel in time

It's Quick! Dad!

got stop to We've him!

**Reflect!**

- Do you think Doctor Kronik should be stopped? Why?
- Would you stop someone who acts like this?



16 Read the information about the map.

- Colours show towns, forests, and water. What colour are the towns and forests in this map?
- Lines show roads, rivers, paths, and railways. What colour are the rivers and roads in this map?
- Maps have symbols. What's the symbol for a nature reserve?
- A key explains the colours, lines and symbols in a map. How many elements are there in the key?

**KEY**

road	railway	river	path	campsite	nature reserve	hotel
train station	bridge	castle	museum	picnic tables	lake	forest

17 Look at the map and find the coordinates for the following places.

- |                                   |                |                 |
|-----------------------------------|----------------|-----------------|
| a. The campsites.<br>(A1, A4, F4) | c. The hotels. | e. The museum.  |
| b. The castle.                    | d. The lakes.  | f. The forests. |

18 Look at the map and answer.

- |                                       |   |
|---------------------------------------|---|
| 1. How many train stations are there? | 1. Is there a museum in C5?               |
| 2. Is there a castle in A1?           | 2. Where does a road go through a tunnel? |
| 3. How many campsites are there?      | 3. Where are the nature reserves?         |

How many train stations are there?

No, there isn't.



There are two train stations.

Is there a museum in C5?

# Think back!

19 Play with a classmate.



1

Spell the past simple of write!

2

Did you have a good weekend?

3

How many trees are there?



6

Did you do your homework?

5

Choose:  
took ...  
a) photos  
b) emails  
c) park

4

Say: ginger cookies!

7

How many campsites are there?



8

Spell the past simple of have!

9

Miss a turn!

12

Choose:  
Went to...  
a) a café  
b) my homework  
c) a friend

11

Say!  
"Gerald and Jen met in the village."

10

Did you go out yesterday?

13

How can you prevent a forest fire?

## It's trivia time!

### 1 Read and answer.

1. It's a very big house. Kings and queens live here.
2. You can see paintings and sculptures here.
3. There are dolphins, octopuses and jellyfish, but it isn't the ocean.
4. It's a good place to learn about the moon, planets and stars.
5. There are lots of cameras and lights. Actors work here.
6. It's cold and dark. Bats live here.
7. There are lots of houses and shops here.

### 2 Look at Kim's schedule. Ask and answer *True* or *False*.

## Kim's Schedule



Kim took photos on Friday.

False! She took photos on Tuesday.

## 3 Play a game.



<p><b>1</b> What's the past simple of:</p> <p>a) go b) write c) meet</p>	<p><b>2</b> Do you like to theme parks?</p>	<p><b>3</b> What time is it?</p> 	<p><b>4</b> Say places in your town.</p>
<p><b>8</b> Say 5 aquarium animals.</p>	<p><b>7</b> Say and spell!</p> 	<p><b>6</b> What's the past simple of:</p> <p>a) have b) take c) run</p>	<p><b>5</b> Say and spell the past time of take.</p>
<p><b>9</b> Say two words with the g sound.</p>	<p><b>10</b> What did you do during your weekend?</p>	<p><b>11</b> Say two famous artists.</p>	<p><b>12</b> What time is it?</p> 
<p><b>16</b> What can you see in a planetarium?</p>	<p><b>15</b> Answer! Did you ran in the park yesterday?</p>	<p><b>14</b> What's the past simple of:</p> <p>a) buy b) see c) do</p>	<p><b>13</b> Say and spell!</p> 







This is the end of our school year.  
We'll see each other again next year!  
Get ready for a new adventure in  
6th grade.  
See you soon!

## Unit 1

pp. 18-19 Dunne, B., & Newton, R. (2012). *Beep 5*. Oxford: Richmond Publishing.

## Unit 2

pp. 30-31 Dunne, B., & Newton, R. (2012). *Beep 5*. Oxford: Richmond Publishing.

## Unit 3

pp. 42-43 Dunne, B., & Newton, R. (2012). *Beep 5*. Oxford: Richmond Publishing.

pp. 46 Contreras, E. (2019, January 28). "Recoletas": estos son los precios y títulos que venderá la primera "librería popular" de Chile. *BioBioChile*, Retrieved from <https://www.biobiochile.cl/>

## Unit 4

pp. 58-59 Dunne, B., & Newton, R. (2012). *Beep 5*. Oxford: Richmond Publishing.

pp. 62 Monterey Bay Aquarium Research Institute. [MBARI]. (2014, November 21). The anglerfish: *The original approach to deep-sea fishing*. Retrieved from <https://www.youtube.com/watch?v=VqPMP9X-89o>

## Unit 5

pp. 70-71 Dunne, B., & Newton, R. (2012). *Beep 6*. Oxford: Richmond Publishing.

pp. 74 Rodríguez, L. (2017). *El Juego de los Inmortales* (1st ed.). Santiago, CL: Alfaguara Juvenil.

## Unit 6

pp. 82-83 Dunne, B., & Newton, R. (2012). *Beep 6*. Oxford: Richmond Publishing.

## Unit 7

pp. 98-99 Dunne, B., & Newton, R. (2012). *Beep 5*. Oxford: Richmond Publishing.

## Unit 8

pp. 110-111 Dunne, B., & Newton, R. (2012). *Beep 6*. Oxford: Richmond Publishing.



PDF exclusivo  
para uso  
Ministerio de Educación  
Propiedad Santillana - Marzo 2020  
**Richmond**

Good job!

Let's learn English.  
**It's fun!**

You can do it.

